




AUTOMATION RANGE GUIDE

export.rsdelivers.com




AUTOMATION - WORKING ENVIRONMENTS	3
PRODUCTION LINE	4
AVAILABLE RANGE	4
RELATED PRODUCTS	5
CONTROL PANEL	6
AVAILABLE RANGE	6
RELATED PRODUCTS	7



PRODUCTION LINE



CONTROL PANEL





Proximity Sensors



PLC



Enclosures



Inverter Drives



Photoelectric Sensors



Network Switches



Electrical Power & Industrial Cables



Limit Switches



Industrial Circular Connectors



Heavy Duty Power Connectors



Multi Function Panel Meters



Energy Meters



Sounder Beacons




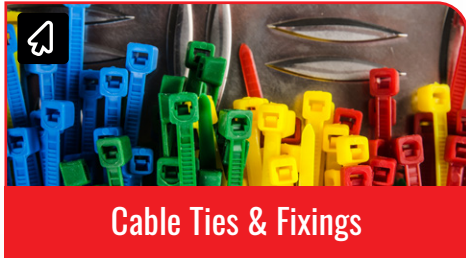
Routers



Pressure Sensors



Thermocouples



**MCBs****HMI Displays****Contactors****Relays****DIN Rail Terminal Blocks****Hook Up Wire****Automation Signalling****Push Button Switches****Circular Connectors****DIN Rail Power Supplies****Axial Fans****Emergency Stop Push Buttons****Temperature Controllers****Counters****Signal Conditioners****Time Switches**




Cable Trunking



Wire Terminals & Splices



Cable Glands & Fittings




Mains & DC Power Connectors



Cable Markers



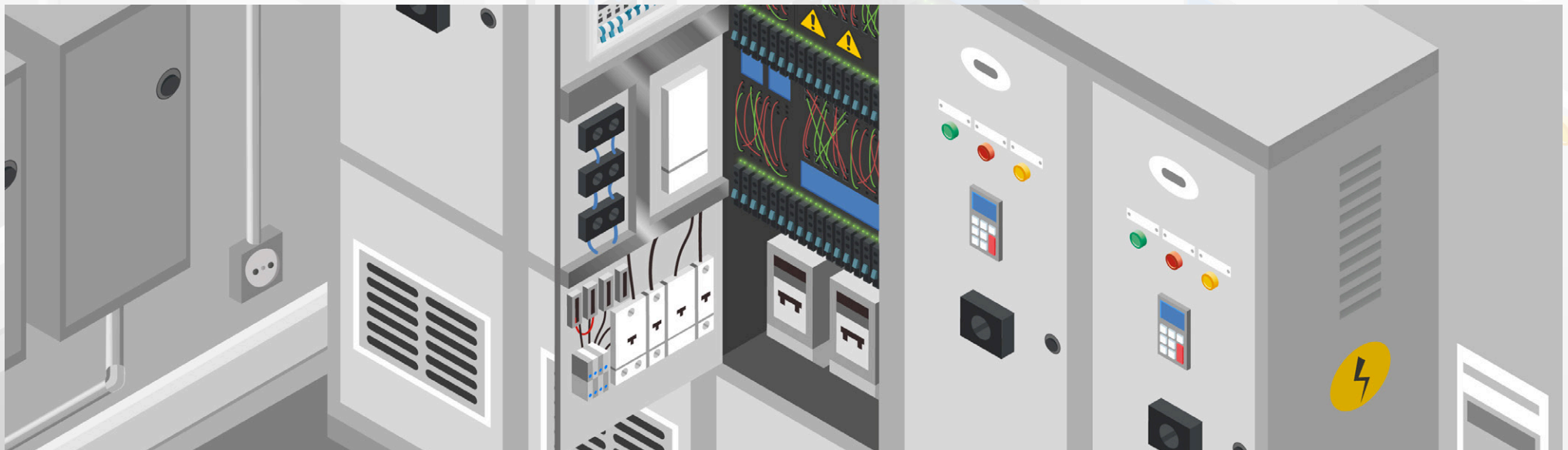
Fasteners & Fixings



Test & Measurement



Hand tools



RS PRO products are audited against demanding international standards, inspected for durability and consistency and tested by leading engineers.

Only when products have been through this process they are awarded our seal of approval, quality that can be trusted. Confidence in this process is reflected in our long product warranties, proof that our products will consistently deliver the quality you expect for a long time to come.



AUDITED

In compliance with industry standard



INSPECTED

By leading engineers



TESTED

For guaranteed quality and performance



export.rsdelivers.com